

HEB

A Study on Investors Behaviour in Various InvestmentAvenues

CASS

¹Shweta, ²Vibhuti Mittal & ³Dr.T.V.Raman

1. Student, MBA, Amity Business School, Amity University
2. Research Scholar, Amity Business School
- 3 Professor, Amity Business School, Amity University, Uttar Pradesh

Address for Correspondence: editojohp@gmail.com

ABSTRACT

Investment is a tool which benefits both, the corporates and the investors, the economy and the society. The invested money serves as a driver of growth of the country. In India, there are large numbers of financial instruments available for investors to invest in, whether classified and grouped on the basis of marketability, liquidity, risk or return. The people are given choices to opt for better avenues for them based on their expectations from the investment being made. But apart from investor's expectations, their behaviour and savings play a key role in identifying the reason behind their choice of Investment Avenue. The study attempts to deal with the behavioural aspect of investors to identify their preferences towards various investment options. Also, the paper aims to find about various investment alternatives available to public and the motivation behind choosing the one. Data for the study is collected through structured questionnaire method and analysed through descriptive statistics.

keywords: Investors Behaviour, Investment Avenues, Behavioural Finance

<i>Access this Article Online</i>	
http://heb-nic.in/cass-studies	Quick Response Code:
Received on 20/02/2019 Accepted on 25/02/2019 © HEB All rights reserved	

INTRODUCTION

Savings structure a critical value to the economy of any country. With the saving funds put resources into different alternatives accessible to the general public, the money becomes a driver for development of the nation. Indian financial system also provides a plenty of roads to the investors to invest their money into various avenues. Investment benefits the country and its economy. It is an outgrowth of monetary advancement and the development of modern capitalism. For the economy all in all, total investment authorized in the present time frame is a main consideration in deciding total demand and subsequently serves as a dimension of economy. In the long haul, current investment decides the economy and its future productivity and, at last, determines development of the country.

The investment decision making process is one crucial step for the investors. The normal view of investors is to purchase when the market underpins in uptrend and not to put their resources into the falling time. They sit tight for the stabilisation in the market; so in this scenario, we want to draw a reasonable picture on the patterns of investors and their behaviour in different investor avenues.

STATEMENT OF THE PROBLEM

The study aims to put emphasis on the Investors behaviour and preferences towards various Investment avenues, which may get affected by investor's educational qualification. The Investors behaviour can be predicted by their investment and savings purposes and objectives, also with their risk taking ability which fluctuates with different avenues. Hence, the paper aims to explore the relationship of investors behavioural pattern in savings and investments.

OBJECTIVES OF THE STUDY

- To study investor behaviour in terms of investment and savings decision making.
- To analyse the relationship between investor preference towards various investment avenues and investor's education.
- To analyse the relationship between investors risk taking ability and the preferred sector of investment.

REVIEW OF LITERATURE

After improvement of economic sector, the financial system of our country has changed significantly. The investment pattern of investors is based on a more rational approach than before.

As per (Brahmabhatt, P.S. Raghu Kumari, & Malekar, 2012) investors prefer savings as well as safety of their security, the objective of their investment is to yield higher interest at relatively lower risk in a shorter investment life span. Also, they suggested that people are keen to invest in stock markets even when risk bearing is high. (Kothari) Concluded that the younger generation invests on a regular basis for their future savings, also they are more interested in the investment process as compared to elder people. Hence, age is an important factor when it comes to investing in risky ventures or securities. Similarly, (Sisili, Kumar, Sivakumar, Manikandan, & Denieshkumar, 2018) found that the age group of 35 to 50 years invests more

than the other age groups, while males invest more in fixed deposit and insurance, women prefer investing in provident funds, gold/silver. (Bhushan & Medury, 2013) Suggested that there are significant gender differences, when it comes to investing in risky projects, that is men are willing to take more risk while investing as compared to women.

When it comes to education as a factor affecting investment decision making, (Grshsm, C.R., & H., 2009) suggested that risk tolerance and education are positively related, while (Gumede, 2009) stated that there is no relationship between both. Researchers have also found occupation as an important factor affecting investment decisions and risk tolerating ability. People who run their own business tend to invest in more risky investments than salaried people (MacCrimmon & Whrung, 1986). Similarly, income level also plays a role in investment decision making process. People, who earn more, are ready to take more risk while investing (Terry & Parker, 2002). Higher wealth creates the room for tolerating high risk and probabilities of losses and hence, wealthier people can bear high level of risk as compared to others (Barber & Odean, 2001). (Nayak, 2013) Concluded that majority of people prefer low risk involved investments and only few investors have gone for highly risky investments.

The investment decisions are therefore affected by age and gender; and are also affected by other demographic variables like educational qualification of the investor, occupation, annual income and savings of the investor (Geetha & Ramesh, 2012) (Palanivelu & Chandrakumar, 2013). Behind each investment made, there are financial, psychological and social objectives and needs of the investor to obtain benefits like security, regular returns, capital appreciation, hassle free purchase and tax benefits (Harikanth & Pragathi). The study by (Mohanta & Debasish, 2011) stated that even though people were found interested in investing for their needs, their always have their confidence in secured future.

Therefore, the literature review helped us to identify various factors which directly or indirectly affect the investor behaviour and their decision making when it comes to investing in various investment avenues.

RESEARCH METHODOLOGY

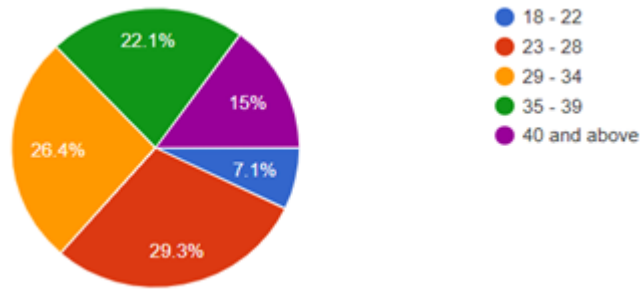
A Research design is an absolute planning framework for a study that guides the collection and analysis of the data. The study aims to find the investors preferences towards various investment avenues. The study design used in this study is Descriptive in nature.

The primary data is used in analysis, with the help of questionnaire method. The total responses obtained are 140 in numbers and were collected as per the purpose of the research and hence, convenience sampling technique is used.

The research tools used in data analysis are Bar Charts and Percentage Analysis (descriptive statistics) and Chi-Square Test (Inferential Statistics).

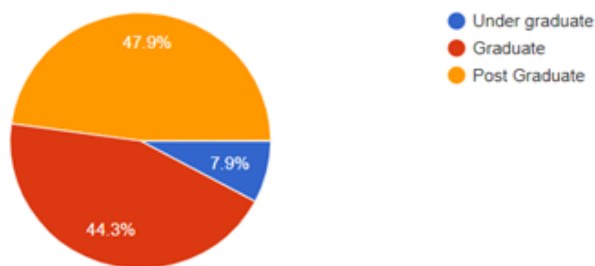
DATA ANALYSIS AND INTERPRETATION

Age wise classification of Respondents



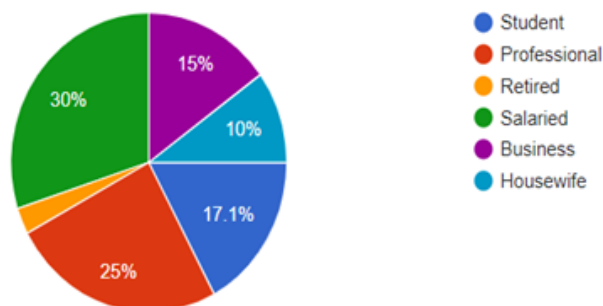
Inference: The above analysis shows that the majority of investors belong to the following age groups; 29% of investors are from the age group of 23-28, 26% from the age group of 29-34 and 22% from the bracket of 35-39. Investors from the age of 40 and above are relatively less as compared to other age groups.

Education wise Classification of Respondents



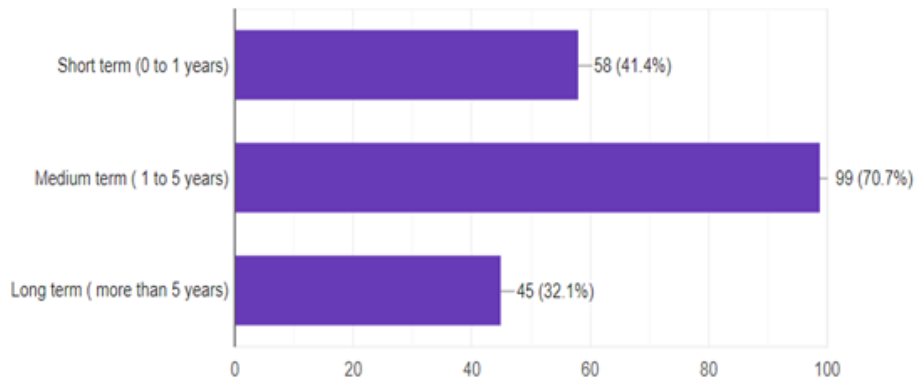
Inference: The above analysis shows that only 8% respondents are under graduate while rest of the respondents are educated.

Occupation wise Classification of Respondents



Inference: The above analysis depicts that the proportion of retired respondents and housewives is significantly less than that of others, which shows that students, professionals, business and salaried respondents are investing more in various investment avenues as compared to retired and housewives.

Time Period Preference of Respondents



Inference: Out of all respondents, 71% of them have a medium term period preference for their investments i.e. people are more willing to invest their money for 1 to 5 years than to invest it for a longer period of time.

Investment and Savings Objectives of Respondents

Purpose of Investment



Inference: For the given graph 1: The data depicts that the prime purpose of investment for respondents is creation of wealth. People are mostly interested to maximize their wealth, while saving of taxation and future expenses are the least considered choice among all.

For the above graph 2: It is seen that people are mostly doing savings to purchase home and for the retirement purposes. The least considered choice is children's marriage but still it manages to get enough responses to make it one crucial purpose of savings.

Hence, the purpose of savings and investment is to build wealth in terms of assets like house, earn returns, save for post-retirement and healthcare.

Relationship between Investors Preference towards various Investment Avenues and Investors educational qualification

Construction of hypotheses :

H₀: There is no association between Investors Preference towards various Investment Avenues and Investors educational Qualification.

H₁: There is an association between Investors Preference towards various Investment Avenues and Investors educational Qualification.

Chi square test :

Case Processing Summary						
	Cases					
	Valid		Missing		Total	
	N	Percent	N	Percent	N	Percent
2. In which investment you would like to Invest? *	140	100.0%	0	0.0%	140	100.0%
Qualification						

Chi-Square Tests			
	Value	df	Asymptotic Significance (2-sided)
Pearson Chi-Square	159.949 ^a	120	.009
Likelihood Ratio	148.750	120	.039
N of Valid Cases	140		

a. 182 cells (99.5%) have expected count less than 5. The minimum expected count is .08.

Result: Since the chi-square value is less than the significant value ($0.009 < 0.05$). We accept the alternative hypothesis at the significant level of 5%.

Inference: We conclude that there is an association between Investors Preference towards various Investment Avenues and Investors educational Qualification.

Relationship between Investors risk taking ability and their preferred sector of Investment

Construction of hypotheses :

H0: There is no association between Investors risk taking ability and their preferred sector of making an Investment.

H1: There is an association between Investors risk taking ability and their preferred sector of making an Investment.

Chi squaretest :

Case Processing Summary						
	Valid		Missing		Total	
	N	Percent	N	Percent	N	Percent
12. Can you take the risk of losing your principal investment amount? * 4. In which sector do you prefer to invest your money?	140	100.0%	0	0.0%	140	100.0%

Chi-Square Tests			
	Value	df	Asympotic Significance (2-sided)
Pearson Chi-Square	32.190 ^a	11	.001
Likelihood Ratio	32.083	11	.001
N of Valid Cases	140		

^a. 14 cells (58.3%) have expected count less than 5. The minimum expected count is .23.

Result: Since the chi-square value is less than the significant value ($0.001 < 0.05$). We accept the alternative hypothesis at the significant level of 5%.

Inference: We conclude that there is an association between Investors risk taking ability and their preferred sector of making an Investment.

CONCLUSION

After the data analysis and interpretation, we reach to the following behavioural patterns of investors and conclude that:

- Investors are familiar with different investment avenues available in India, while they prefer less to invest in real estate and more in fixed deposits and savings account. This depicts investors are inclined towards returns but at the same time are conscious about risk and ease of access to their funds. A natural behavioural pattern is observed that investors prefer to earn returns with minimum risk involved.

- The time frame preference of people's investments is found to be medium term i.e. for one to five years and they do not wish to invest for a longer period of time. Investors care about liquidity as well as returns.
- We found a significant association between Investors risk taking ability and the sector they prefer to invest, foreign sector which involves huge risk on investments is not really preferred by respondents.
- Also, a significant association found between Investors education and their preference to different investment avenues, people who are graduate or post graduate tend to invest in various securities, while under graduate people invest in limited kind of investments.
- It has been noticed that the majority of people invest their money for the purpose of wealth creation and savings for the purpose of long term goals like house purchase.

REFERENCES

- Barber, B., & Odean, T. (2001). Boys Will be Boys: Gender, Overconfidence, and Common Stock Investment. *Quarterly Journal of Economics*.
- Bhushan, P., & Medury, Y. (2013). Gender Differences in Investment Behaviour among employees. *Asian Journal of Research in Business Economics and Management*.
- Brahmabhatt, P.S. Raghu Kumari, & Malekar, S. (2012). A study of investor behaviour on investment avenues in mumbai fenil. *Asian Journal of Marketing & Management Research*.
- Geetha, N., & Ramesh, M. (2012). A study on relevance of demographic factors investment decisions. *Perspectives of innovations. economics and business*.
- Grshsm, J., C.R., H., & H., H. (2009). Investor competence, trading Frequency, and home bias. *Management science*.
- Gumede, V. (2009). Demographic Determinants of Financial Risk Tolerance. *A South*.
- Harikanth, D., & Pragathi, B. (n.d.). Role of behavioural finance in investment decision making - a study on select districts of Andhra Pradesh. *International journal in multidisciplinary and academic research*.
- Kothari, H. (n.d.). Investors behaviour towards investment avenues - a study with reference to indore city. *Altius Shodh Journal of Management & Commerce*.
- MacCrimmon, K., & Whrung, D. (1986). *Taking Risks*. New York : The free press.
- Mohanta, G., & Debasish, S. (2011). A Study on Investment Preferences among Urban Investors in /rissa. *Prerna Journal of Management Thought and Practice*.
- Nayak, K. M. (2013). A study of investment choice of individual investors in valsad district. *International journal of research in management and social science*.
- Palanivelu, V., & Chandrakumar, K. (2013). A Study on Preferred Investment Avenues among Salaried Peoples with Reference to Namakkal Taluk, Tamil Nadu, India. *International Conference on Business, Economics, and Accounting*.
- Sisili, T., Kumar, G. S., Sivakumar, S., Manikandan, G., & Denieshkumar, V. (2018). A study on investors behaviour over investment options.