

CELEBRATING
10
Years



OFFICE
FURNITURE

New Designs

Niveeta

Office Furniture



Innovative and versatile modular furniture system bringing a new approach to creative look to your office

New Collection

Follow us on our journey and explore a new approach to modular furniture and discover furniture like never before.

For more information on our products and specifications, site pictures, please visit our website

www.niveeta.com & www.creavita.in

Thank you and we hope you will enjoy your visit.

4	Modular Workstations
12	Desking System
16	Office Furniture
24	Toilet Partitions
26	Aluminium Skirting
28	Auditorium Chairs
30	Office Chairs

Office Style

TAKING THE MISSION TO CREATE WORKPLACE FOR WHO ENJOYS HIS WORK, WE ARE ALWAYS THINKING DIFFERENT LEVEL OF CONSUMPTION. 45 & 60 SERIES OFFERS A QUICK AND ECONOMIC WAY OF SOLUTIONS. THAT MAKES IT BECOME A MOST POPULAR SYTEL IN INDIA.

CONNECTING PEOPLE AS A RESULT ENHANCES PRODUCTIVITY OF YOUR WORK FORCE



Modular Workstations

45 & 60 mm Series

03+04

Niveeta
Modular Furniture



WORKSTATIONS

45 & 60
Series

Niveeta
Office Furniture



NM-01



NM-02



NM-03

05+06

45 & 60 partition frame, the top frame thick 45mm and 60mm respectively, the aluminium material has the powder coated multiple colour options, with different finishes, aluminium thick is 1.5, with fashion and modern line shape, with option to have fabric pinup, glass markers or see thru glass to have classy office look, these partition structure is simple, installation is simple and convenient.

45 & 60 S E R I E S



NM-04

Office Colours



We understand that the way we work is continually changing. The modern office is evolving into a much more collaborative and social environment. The need to remain cost efficient, to reconfigure and reuse plus adapt to frequent workplace changes has never been greater. These new challenges inspire our products and our design team. We design and innovate to promote group tasks, freedom and co-operation. We can transform any workplace with creative, adaptable and functional solutions into an inspiring work environment

Modular Workstations

75 & 56 mm Series

07+08



75 & 56
+ Series



NM-06



NM-07



NM-08

09+10

A truly modular easily re-configurable system Complete flexibility for interchanging panel claddings of multiple finishes Ample space for concealed wire management

Strong frame and tile system solution for various office furniture configurations. Slim Architectural trims in aluminium, large cabling spaces for Data and Power. MS Frame with strong frame still allow tailor fit solution as required. Wide range of panel tile materials and sizes available.

75& 56 mm system can perform not only in a traditional working environment, but also dynamic & modern applications



Play with COLOURS

Open Office



NM-10

Desking Systems is a recent addition to our workstation range. A smart, open space modular workstation system designed with a light look, a stylish legs, quality engineering and a modern aesthetic.

Many interchangeable elements and an expandable steel frame make it easy to reconfigure to suit changing office needs.

Desking Systems

11+12

Enjoy Openness





NM-12



NM-13



NM-14

13+14

Desking Systems goes beyond conventional modular furniture with a unique beam structure that provides highly flexible work solutions that are designed to motivate and inspire users featuring inbuilt cable management channels.

The Desking System modernises any office interior, whilst providing a light and airy appearance. The large expanse of workspace is ideal for any organisation creating an innovative work environment which is open and inviting.

Desking SYSTEMS



NM-15

Executive Range



NM-16

The Cabin Furniture Range is a modern and flexible system based finish legs and modesty or the stylish metal legs and perforated modesties. Utilising the standard components Cabin Furniture range can be supplied in an almost limitless range of configurations and suits many varied uses.

Cabin Furniture range is free-standing product in both corner and rectangular with custom colours and sizes are available on request and requirement.

Cabin Furniture

15+16





NM-20



NM-21



NM-22



NM-23



NM-24



NM-25

17+18

Other Range



NM-26



NM-27



NM-28



NM-29



NM-30



NM-31

Pedestal Range



Personal Storages

19+20

Storage Range



Storages

ACCESSORIES



CANTILEVER BRACKET
ACB 01 L/R/C (520MM)
ACB 02 L/R/C (400MM)
ACB 03 L/R/C (300MM)



CONNECTOR BRACKET
ACT 04LR



HANGING SHELF BRACKET
AHS 06 L/R/C




COUNTER TOP BRACKET
ATS 09 L/R



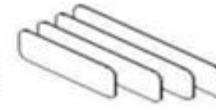
CENTER POLE (6)
AC 6 885
AC 6 1040
AC 6 1195
AC 6 1350



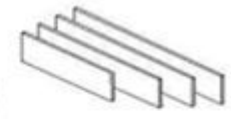
CENTER POLE (8)
AC 6 885
AC 6 1040
AC 6 1195
AC 6 1350



METAL PERFORATED MODESTY PANEL
1800X600MM
1500X600MM
1350X600MM
1200X600MM



MFC MODESTY PANEL
1800X600MM
1500X600MM
1350X600MM
1200X600MM



SQUARISH PERFORATED MODESTY PANEL
1800X600MM
1500X600MM
1350X600MM
1200X600MM

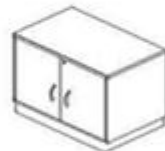
STORAGE



3 DRAWER MOBILE PEDESTAL



3/4 DRAWER FIXED PEDESTAL



SIDE STORAGE WITH SHUTTER



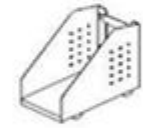
SIDE STORAGE WITH SLIDING DOOR



SIDE STORAGE WITH OPEN SHELF



OVER HEAD STORAGE

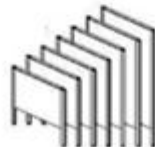


CPU TROLLEY

PARTITIONS




FULL



WITH RACEWAY

W: 450, 600, 750, 900, 1050, 1200, 1350, 1500MM
H: 885, 1040, 1195, 1350, 1505, 1660, 1815 MM

Fabric MFC Glass PC Accessories Tiles



Length: 600, 750, 900, 1050, 1200, 1500 & 1600mm
Standard Width : 350mm

21+22



WORKSTATION TABLETOP
Available in customized sizes
W: 450 to 1800mm
D: 450 to 750mm



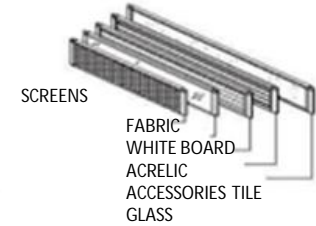
FREE STANDING TABLETOP
Available in customized sizes
W: 450 to 2400mm
D: 450 to 1050mm



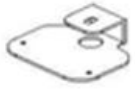
L-SHAPE TABLETOP
Available in customized sizes
1200X1200, 1200X1350, 1200X1500,
1500X1500, 1500X1800



SIDE TABLETOP
Available in customized sizes
W: 450 to 2400mm
D: 450 to 1050mm



SCREENS
FABRIC
WHITE BOARD
ACRELIC
ACCESSORIES TILE
GLASS



SLOT BRACKET - SIDE



SLOT BRACKET - FRONT



SLOT BRACKET - FRONT
CENTER POLE



CENTER PLATE
CENTER POLE



SIDE U & L LEG
L 600 TO 1800 x D 600 TO 1500 x 40MM



MIDDLE U & L LEG
L 600 TO 1800 x D 600 TO 1500 x 40MM



CONNECTING BAR
UPTO 1800 x 40MM



CONNECTING BAR
SIDE TABLE



OPEN SHELF CABINET
L600xW400xH750mm



OPEN SHELF CABINET
L900xW400xH750mm



GLASS DOOR AS PER
REQUIRED SIZES



SHUTTER STORAGE AS PER
REQUIRED SIZES



SLIDING DOOR STORAGE
AS PER REQUIRED SIZES



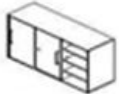
PIGEN HOLE STORAGE
AS PER REQUIRED SIZES



HALF OPEN STORAGE
AS PER REQUIRED SIZES



LOW STORAGE
AS PER REQUIRED SIZES



SLIDING & OPEN SHELF STORAGE
AS PER REQUIRED SIZES



LOW SLIDING STORAGE
AS PER REQUIRED SIZES



LOW PIGEON HOLE STORAGE
AS PER REQUIRED SIZES



MOBILE DRAWER METAL
(2D+1F) L240x400x650



MOBILE DRAWER WOOD
(2D+1F) L240x400x650



CORNER STORAGE TOP
AS PER SIZE



STORAGE TOP
AS PER SIZE



METAL LEGS
AS PER SIZE



METAL MODESTY
AS PER SIZE



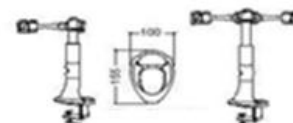
METAL MODESTY
BRACKET



WIRE MANAGMENT



WIRE MANAGEMENT
SNAKE



CONNECTING POLES



CPU HANGER



TABLE SUPPORTS



Commercial Range



The latest concept of washroom decor High on aesthetics & low on cost, a fast & flexible system completing today's contemporary washroom needs. Completely eliminating the bulky, messy brick & tile concept and enabling more space.

Toilet cubicle range is available in 10/12 mm Laminated Compact board, decorative laminate, solid finish with high resistance to Fire, Damage and Water and with hardware options in stainless steel and nylon.

Cubicles are environmentally friendly and non toxic, contributing substantially to indoor air quality environments. Divisional Panels, Frontal Panels, Door Panels complete with beautiful finish.

Toilet Cubicles

23+24



Indoor Range

Aluminium Skirting products contain a number of features which can make an Installer's job much easier - and, therefore, more profitable.

Range Available 50mm / 75mm/ 100mm wide.

No clamp marks, mean that the full length of the product is available for use rather than having to cut off unsightly clamp marks.

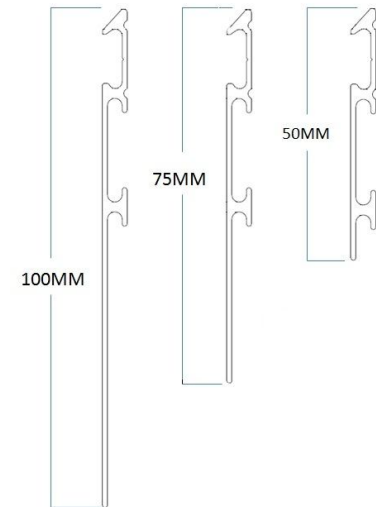
Finishes include mill finish, anodized and powder coated which means that you will be able to suit any number of colour schemes.

The grey or black rubber inserts and corner stakes allow you to further customize the look of the finished product.



Aluminium Skirting

25+26



Commercial Range





Auditorium Chairs, Niveeta offers a wide choice of seating for auditoria of all types, including Lecture Theatres, Stadiums, Cinemas, Multi-Purpose Halls and Home Theatres. The range includes not only a choice of design for each application but also a range of finishes to suit varying price points and preferences with tip up and sliding mechanism.

There is large choice of fabric colours, arms and design components, this allows our customers the option to design individual products to suit their business needs.

Auditorium Chairs

27+28



Seating Range




Functionality, comfortable, farsightedness, outward appearance aesthetic.

Niveeta office chairs manufacturer, concerned about the human nature, in the shape of smooth into ergonomic and unique material in theory, Niveeta seat in the pursuit of visual beauty, at the same time, more concerned about the office chair can bring high work efficiency and comfort, allow you to the most comfortable posture to work.

Office Chairs

29+30



Commercial Range

CRCA based powder coated framed, Modular / demountable / relocatable / reconfigurationable modular partition system in 60mm and 80mm thickness with single skin and double skin options. A concept, which has gained overwhelming response for flexible space management in interior fit-out.

Niveeta full height partitions for your office to make cabins, conference room, meeting room etc. then you have come to the company, at Creavita, we ensure that all of our Full Height partition systems conform to relevant India Conditions & Requirement. We offer a wide choice of systems, which take into account fire, sound reduction and cost effective considerations

Options

Glass Options : 5mm/10mm thick Single Glass insert 9mm thick Single/ Double Board insert , Options for running cable, Easy Dismantling and reinstallation



Full Height Partition


31+32



ACCESSORIES



AN-01



AN-02




AN-03



AN-04



AN-05




AN-06



AN-07



AN-08



AN-09

33+34

CLIENTS



All trademarks and registered trademarks are the property of their respective owners.

Niveeta
Office Furniture

Special declaration: the copy rights of all products and pictures carried by the said book are reserved by Creavita Modular Systems Pvt. Ltd. : any company or individual who copies. Plagiarizes the group will be charged with the legal responsibilities

CREAVITA MODULAR SYSTEMS PVT. LTD.

Head Office

Z-40, Okhla Industrial Area, Phase-II, New Delhi 110 020 (India)

TEL: +91-11- 40571997 , 26385525

FAX : +91-11-26385525

Mobile : +91 9911 22 7763 / 64

www.niveeta.com & www.creavita.in

EMAIL : niveeta@creavita.in nmodular@gmail.com

Authorised Dealer